



S D GLOBAL SCHOOL

engage experience excel

Dayanand Nagar, opp. Nehru Stadium, Ghaziabad

SUMMER HOLIDAY HOMEWORK CLASS – VII

(Session: 2024 – 25)

NAME:

CLASS:

Holidays are time when you can connect with your child in many ways. As parents are the first and the most important teacher for a child, we can encourage our child to participate in many educational activities at home and promote his/her quest to learn. Working together will not only help your child to build, learn and develop his/her skills but also strengthen your bond with him/her.



GENERAL INSTRUCTIONS INSTRUCTIONS FOR STUDENTS:-

- + Try to do your vacation work by yourself.
- + Writing should be very good and neat.
- + Do all work under the guidance of your parents and guardians
- + Do all work with date & day.
- + Try to do your written work regularly to enhance your writing power.
- + Pay special attention towards your health and care.
- + Don't Play in the sunshine or on hot places.
- + Try to Pray God Daily.

INSTRUCTIONS FOR PARENTS:-

- + Holiday homework has to be done under the parental guidance.
- + Kindly complete and send the homework in a paper bag on the first day after the summer break.
- + Make your ward read resource books.
- + Make your ward learn and remember his/her parents mobile /landline number, house address etc, to make him/her independent and secure.
- + Do not miss to take your child, outdoors in the evening.
- + Do any creative act, which you are good at with your ward and send it to school after vacations.
- + Fix up a time table for your ward to organize his/her daily routine like, watching television, playing with friends, studying etc.
- + Make your child responsible by assigning some of the household responsibilities to him/her like, watering plants, arranging the dining table, organizing his/her room and cupboards, fill the empty water bottles and put them in refrigerator. Above mentioned guidelines will help your child to become a smart and an active learner

Contact number of the subject teacher section wise:

SUBJECTS	CLASS 7A	CLASS 7B	CLASS 7C
HINDI	Ms. Swagata : 9210900127	Ms. Shree Shee Chawla: 8800574828	Ms. Shree Shee Chawla: 8800574828
ENGLISH	Ms. Priyanka Chaudhary 9818064296	Ms. Preeti Kathuria: 7503516474	Ms. Shweta :
MATHS	Ms. Neha Gaur: 9718521972	Ms. Neha Gaur: 9718521972	Ms. Dolly Gupta: 7678421814
INDIVIDUAL & SOCIETIES	Ms. Neetu Khanna :9811635311	Ms. Divya Agarwal: 8077440622	Ms. Shambhavi: 9643898227
SCIENCE	Ms. Monshree: 8802266270	Ms. Aparna : 9911402185	Ms. Monshree: 8802266270
DESIGN	Ms.RASHI – 8535084219	Ms.SWATI BHATNAGAR – 9899951760	Ms.SWATI BHATNAGAR – 9899951760
VISUAL ARTS	Ms.Rupali: 9818419522	Ms. Shashi Bala: 7982562202	Ms.Rupali: 9818419522

SUBJECT	TASK
<p>Hindi</p>	<p>Hindi – 1. वद्यार्थी कठपुतली का माडल बनाएगे। https://youtu.be/BEX8-gCW9js?si=kUYtmAieDqqMXwEo</p>  <p>आपके द्वारा बनाई गई कठपुतली से प्रस्तुति करते हुए वीडियो बनाकर दिए गए लिंक पर डालें। (link will be shared by subject teacher)</p> <p>2. स्वतंत्र होने की लड़ाई कठपुतलियाँ कैसे लड़ी होंगी अपने वचन A4 शीट पर लिखें।</p> <p>3. क्या अब भी कठपुतली का खेल राजस्थान में दिखाया जाता है। राजस्थान के प्रसिद्ध खाने, पोशाक के बारे में खोज करें और A4 शीट पर लिखें।</p>  <p>4. आपकी गलियों में अजनबी फेरीवाले आते होंगे। आप उनके बारे में क्या-क्या जानते हैं? अगली बार जब आपकी गली में कोई फेरीवाला आए तो उससे बातचीत कर जानने की कोशिश कीजिए। (As per the Chapter : मठाई वाला)</p>



5. क्या आपको लगता है क वक्त के साथ फेरी वाले कम हुए हैं ? कारण ल खर ।
6. व्याकरण गंगा पुस्तक के अनुसार पेज नंबर 99 से 103 तक याद करके अलग कार्य पुस्तिका में लखें।
- पर्यायवाची शब्द : ईश्वर से रात्रि तक
वल्लोम शब्द : पराजय से स्वामी तक
श्रुति समानार्थक शब्द : मूल से निधन तक
मुहावरे : पेज 107 11 से 20 तक

English

1. **Article Writing** - An article writing is a kind of writing that is written to reach a massive audience with the help of the press. In the case of article writing, the press refers to publishing houses of newspapers, magazines, journals, etc. Keeping in context, write an article on Aerospace Education provided in your school.



2. Prepare Eight "Figurative Language" posters with student friendly language. These are perfect to leave on a wall in your classroom! Each poster should include a definition and

	<p>three examples with pictures. Set must include:</p> <p>Similes</p> <p>Metaphors</p> <p>Alliteration</p> <p>Onomatopoeias</p> <p>Hyperboles</p> <p>Personification</p> <p>Idioms</p> <p>Oxymorons</p> <p>3. <u>Class Magazine</u> - Make a Class Magazine of your class. Gather all the skills, including idea generation, writing, design, and presentation done so far in your class. You will reap the most benefits if you require each student to create content for one page of the magazine.</p> <p>4. Make a flow chart of tenses along with the examples in the English notebook.</p> <p>5. <u>Cursive Writing</u> – Complete your cursive writing book till page no. 20.</p> <p>6. Revise all the syllabus of English grammar done till now and do practice of the same in separate notebook.</p>
<p>Maths</p>	<p>TASK 1 : Learn tables 6 to 19. Write and Practice them.2 times.</p> <p>TASK 2: Watch the Movie “RAMANUJAN” on YouTube and write about his contribution in the field of Mathematics. Also mention the name of theories that he has given to the world of mathematics.(do this work on adobe express)</p> <p>TASK 3. :Google the “Name of the Mathematicians who have got the noble prize”. Write the name of any 5 Mathematicians from the list and also mention the work for which they’ve got the noble prize. .(do this work on adobe express)</p> <p>TASK 4: Tangrams are the most popular of all the Chinese puzzles. It is made up of seven flat shapes known in Chinese as "tans". The seven tangram pieces always have the same shapes, but the puzzle can be made any size. The shapes are:</p> <ul style="list-style-type: none"> <input type="checkbox"/> 2 large triangles <input type="checkbox"/> 1 medium triangle <input type="checkbox"/> 2 small triangles <input type="checkbox"/> a square <input type="checkbox"/> a parallelogram

The aim of the game is to take the jumbled-up shapes and fit them together to make particular images or silhouettes.

The rules of the Chinese tangram game are very easy to learn.

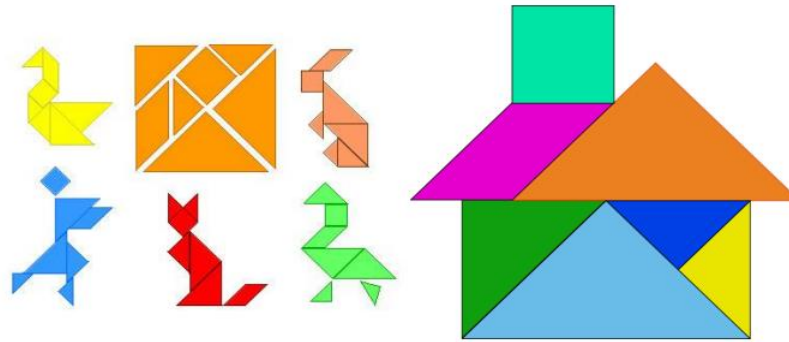
The rules are:

- to solve each puzzle, you have to use all seven shapes
 - each shape must touch at least one other shape
 - the shapes must not overlap
- Make your own Tangram square.

You can take help of the following link. <https://www.tangram-channel.com/crafts-activities/draw-your-own-tangram/>

Arrange your tans in different ways to form particular images.

For eg. Use your imagination and form 5 such tangrams. Paste all of them on a chart paper.



TASK 5: : Math wheel foldable “A Foldable is a 3-D, student-made, interactive graphic organizer based upon a skill. Making a Foldable gives students a fast, kinaesthetic activity that helps them organize and retain information.”

Foldable are one of many techniques that can be used to integrate reading, writing, thinking, organizing data, researching, and other communication skill into an interdisciplinary mathematics curriculum.

Make a math wheel foldable on any one of the following topics:

- Integers / the four operation on Integers
- Rational Numbers/ Properties of rational numbers/ the four operation on Rational Numbers.

Do this task in Maths register only

You can visit the following sites to understand the making of Foldables:

<https://www.youtube.com/watch?v=yII8BXGGFVE>

<https://in.pinterest.com/k8ekakes/math-foldables/>
<https://www.youtube.com/watch?v=y0coeANMDZ4>
FOR EXAMPLE:



TASK 6: REVISE ALL THE WORK DONE TILL THE LAST WORKING DAY AND SOLVE ALL THE QUESTIONS IN SEPARATE NOTEBOOK.

Individual & Societies

1. Inter Class Public Speaking Competition will be conducted in the month of July on the topic “**Making of a Sustainable World**”.
2. Prepare a 3d Model:
 - a. Interior of Earth
 - b. Volcanic eruption
- C. Working Model –Rotation & Revolution
3. Imagine an ideal environment where you would love to live. Draw the picture on a chart paper of your ideal environment and describe the each and every detail you like to portray in your ideal environment(Make video of 1 or 2 minutes).
4. List at least 5 campaigns started by our worthy Prime Minister Sh, Narender Modi Ji. Also draw a poster on A-4 size sheet on any one of the campaign.
- 5.)**EMPOWERING WOMEN**
Write the names of all the inspiring women who set the benchmark for all.
 - i) First Indian Lady Prime Minister -
 - ii) First Indian Lady Governor -
 - iii) First Indian Lady Chief Minister -
 - iv) First Indian Lady Cabinet Minister -
 - v) First Indian Lady Judge -

- vi) First Indian Lady Speaker of Lok Sabha -
- vii) First India Miss Universe –
- viii) First India Miss World -
- ix) First Lady to be Indian Foreign Minister -
- x) First Lady Election Commissioner of India -

6.KNOW YOUR STATE

- 1.)Name the Governor of the State
- ii) Name the Chief Minister of your State
- iii) Type of Legislature of your State
- iv) Member (in nos.) in legislative Assembly
- v) Name the MLA of your constituency
- vi) Number of Constituencies of your State.
- vii) Name the D.C of your city
- viii) Rivers found in your State
- ix) Major Industries
- x) Major Historical sights of your State
- xii) Education Minister of your State
- xiii) Ruling party of your State

7. Watch the following videos: a) <http://youtu.be/ZRGfq7XOBEE> (story of Prithviraj Chauhan and upcoming of Turkish Invasion)

b) <http://youtu.be/5ET9wvTQkWg> (types of soil found in India)

Note: Presentation will be done in class after summer break

8. Write a Short Note on the topic- Mid Day Meal Scheme with Picture(Introduction, objectives, outcomes)

Science

RESEARCH PROJECT: TASK 1

Title: Investigation into the content in cold drinks available in the market.

Objective: To understand the various constituents, present in the sample cold drinks.

Introduction: Cold drinks of different brands are composed of carbon dioxide; Alcohol carbohydrates phosphate ions Glucose and Sucrose

These soft drinks give feelings of warmth lightness and have a tangy taste which is liked by everyone CO₂ gas is dissolved in the drink to provide it with tangy taste

Research Plan: Small samples of cold drinks of different brands were taken in a test tube and put on the pH

Observation:

Name of drink, Color change, pH Value, Taste, Amount of Fizz,

Background Research:

Learn about the different contents added, for flavors, color, fizz etc.

Understand the factors that influence health, their side effects, the problems due to excessive use of drinks.

Explore the importance of natural drinks such as fruit juices over cold drinks. Compare the contrast.

Experimental Setup: Set up a simple experiment to demonstrate the pH value, fizziness of cold drink, presence of acid percentage.

Use Tabular data and graph for representation of data..

Data Collection and Analysis:

Record observations during the experiment, such as changes in temperature, the formation of fizz, acidity and PH..

Analyze how cold drinks impact bones by using eggshells as calcium carbonate.

Conclusion:

Summarize your findings and discuss the impact of cold drinks on human health.

Reflect on any unexpected results or challenges encountered during the experiment.

Suggest further research or experiments to deepen understanding of the given topic.

Presentation:

Prepare a visual presentation using slides or video to showcase your research findings.

Include diagrams, charts, and photographs to illustrate your research and your experiment.
Practice explaining your project to your classmates and teacher,
highlighting key points and insights gained.

NOTE: You can use A4 size sheets and project file to represent your research work along with a ppt.

Further Exploration:

Investigate how the market is capturing highest share in the economy of India.

Suggest ways to substitute the use of cold drinks in daily routine.

TASK-2

There are two friends Metal & Nonmetal they met after a long time shared their experiences. Make a diary with the unique properties they have as ductility, malleability etc. With your artistic hand.

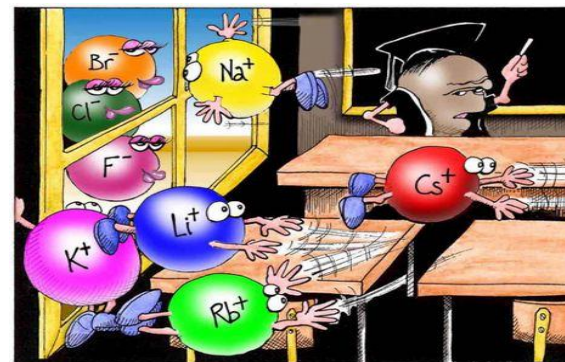


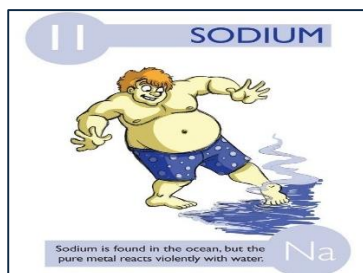
TASK-3

There is a class of elements as you are observing in the picture, identify the name of all elements who are students in the classroom as well as outside the classroom

Make placards for each element with its characteristics and how unique they are.

Hint- Look at the following placards and get the idea.





Write the reaction to verify the statement on the same card. After preparing six placards staple all together in the form of a record to present it in the classroom.

Design

- 1) Make a front page of school project in Picart including – Name of the School and its logo , title of the project , submitted by all such details must be filled in the front page .
- 2) Write full list of shortcuts keys of keyboard– Ctrl A to Z?
- 3) Write 10 inputs devices and paste their pictures.

Visual Arts

Task 1: Traditional wall decor

Material: Canvas /A3 sheet,shilpkar clay, acrylic color, brush, fevicol,

Procedure: <https://youtu.be/r2kjUBC7UDA?si=onw8z8hmMU3MBOhf>

Task 2: Poster making (Use A 3 Sheet)

1. SWACHH BHARAT
2. Green and Develop city (3D)

